

Scaled data based on original data using
LM-79-08 Approved Method: Electrical and Photometric Measurements of Solid-
State Lighting Products

Test Report Prepared for
Cooper Lighting Solutions
(formerly Eaton)

Brand: INVUE

Report Number: P401432

Luminaire Tested: **ENC-SA1D-727-U-SL2**

Issue Date: 5/20/2020

Test Information

Test Method: LM-79-08
Report Number: P401432
TEST IS SCALED FROM IESNA LM-79-08 TEST DATA (G1-2004-754-1)
Test Lab: INNOVATION CENTER
Issue Date: 5/20/2020
Manufacturer: COOPER LIGHTING SOLUTIONS (FORMERLY EATON)
Product Line: INVUE
Catalog Number: ENC-SA1D-727-U-SL2
Description: ENTRI LED LUMINAIRE
(1) 70 CRI, 2700K, 800mA LIGHTSQUARE WITH 16 LEDS AND TYPE II SPILL LIGHT ELIMINATOR OPTICS
Light Source: -
Ballast/Driver: ELECTRONIC DRIVER

Summary

Lumens per Lamp: N/A
Luminaire Lumens: 4664 lumens
Efficiency: N/A
Efficacy: 108.2 lumens/watt
Luminous Opening: Rectangular (W 0.5' x L: 0.5' x H: 0')
IES Classification: Type III - Medium - Non-Cutoff
BUG Rating: B1 - U0 - G1

Input Watts (W): 43.1
Input Voltage (V): NR
Input Current (Ain): NR
Voltage Rise (V): NR
Power Factor: NR
Total Harmonic Distortion (THDi): NR
Frequency (hertz): 60
Stabilization Time: NR
Operation Time: NR
Ambient Temperature (°C): NR
Test Distance: 25 FT

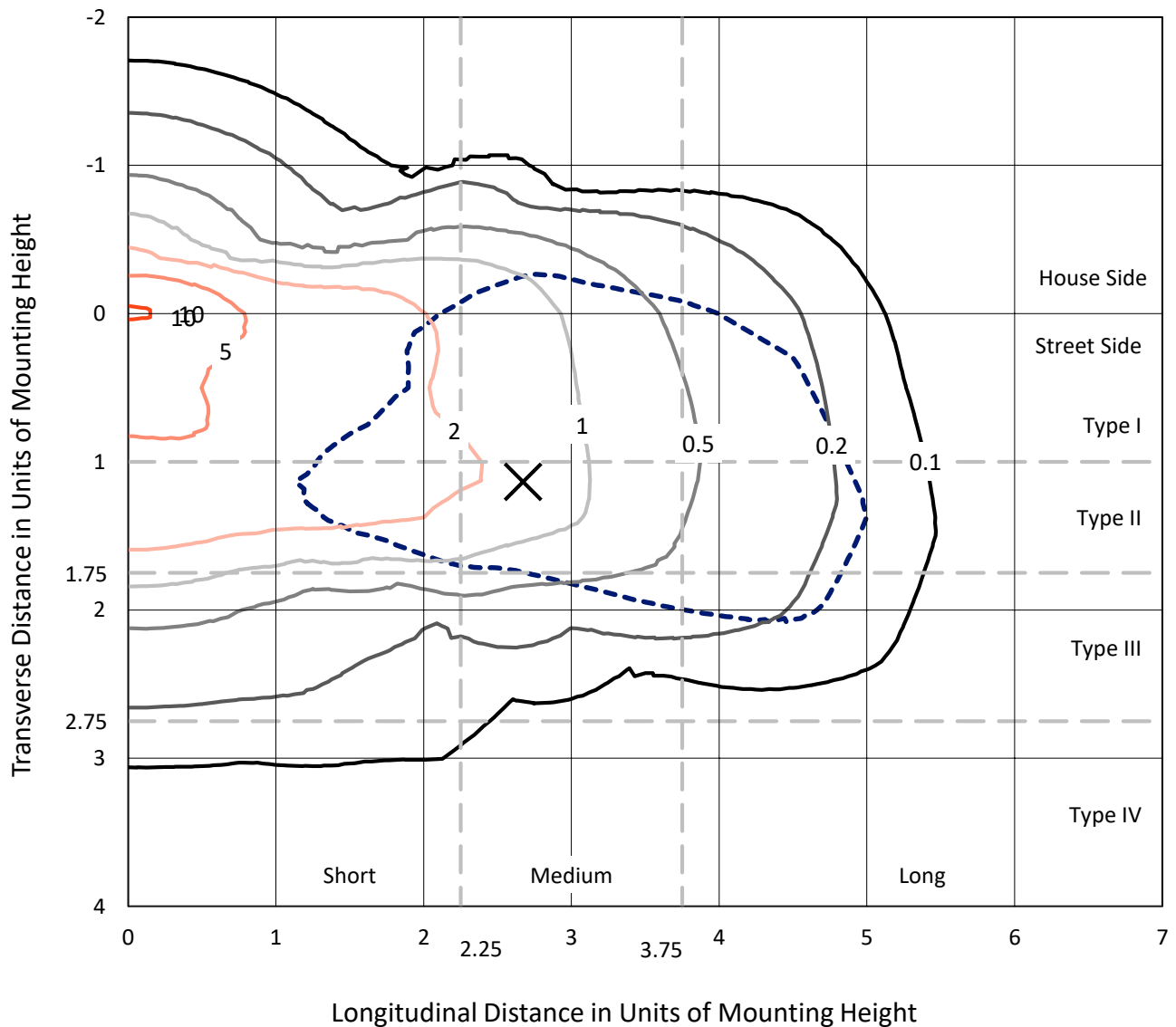


REPORT NUMBER: P401432

CATALOG NUMBER: ENC-SA1D-727-U-SL2

Iso-Footcandle Lines of Horizontal Illumination

× Max cd
 - - - 1/2 Max cd

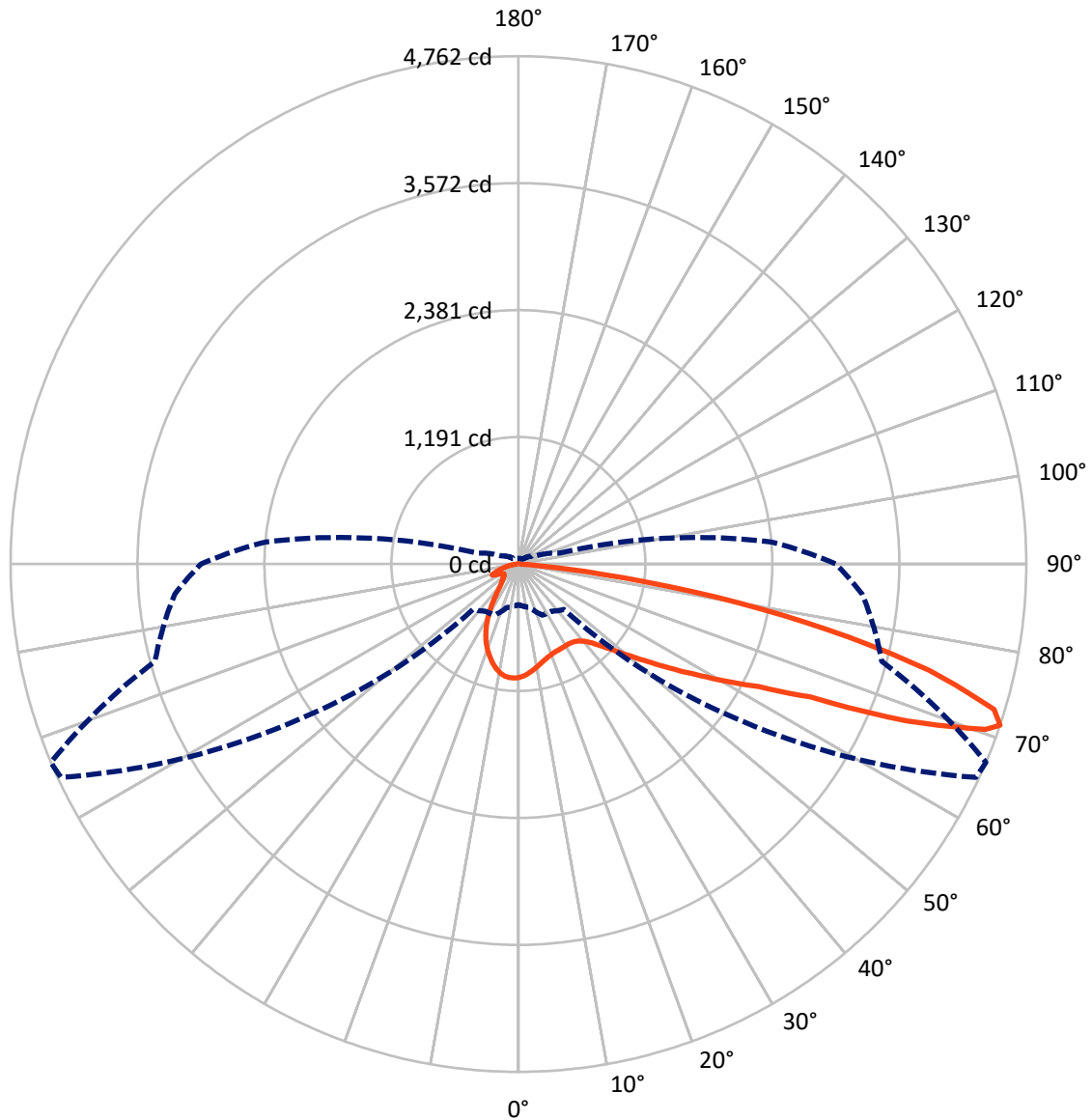


Based on 10 foot mounting height. Maximum calculated value = 10.6 fc
 Type III - Medium - Non-Cutoff

REPORT NUMBER: P401432

CATALOG NUMBER: ENC-SA1D-727-U-SL2

Luminous Intensity Polar Plot



— Vertical Plane Through 67-Deg Lateral - - - Horizontal Cone Through 71-Deg Vertical

REPORT NUMBER: P401432

CATALOG NUMBER: ENC-SA1D-727-U-SL2

FLUX DISTRIBUTION:

		Downward	Upward	Total
House Side	Lumens	955.5	0.0	955.5
	% Fixture	20.5	0.0	20.5
Street Side	Lumens	3708.5	0.0	3708.5
	% Fixture	79.5	0.0	79.5
Total	Lumens	4664.0	0.0	4664.0
	% Fixture	100.0	0.0	100.0

Coefficient of Utilization

ZONAL LUMENS:

Zone	Lumens	% Fixture
0°-10°	94.2	2.0
10°-20°	231.6	5.0
20°-30°	312.7	6.7
30°-40°	411.8	8.8
40°-50°	586.6	12.6
50°-60°	896.1	19.2
60°-70°	1118.9	24.0
70°-80°	903.2	19.4
80°-90°	108.9	2.3
90°-100°	0.0	0.0
100°-110°	0.0	0.0
110°-120°	0.0	0.0
120°-130°	0.0	0.0
130°-140°	0.0	0.0
140°-150°	0.0	0.0
150°-160°	0.0	0.0
160°-170°	0.0	0.0
170°-180°	0.0	0.0
0°-90°	4664.0	100.0
0°-180°	4664.0	100.0



REPORT NUMBER: P401432

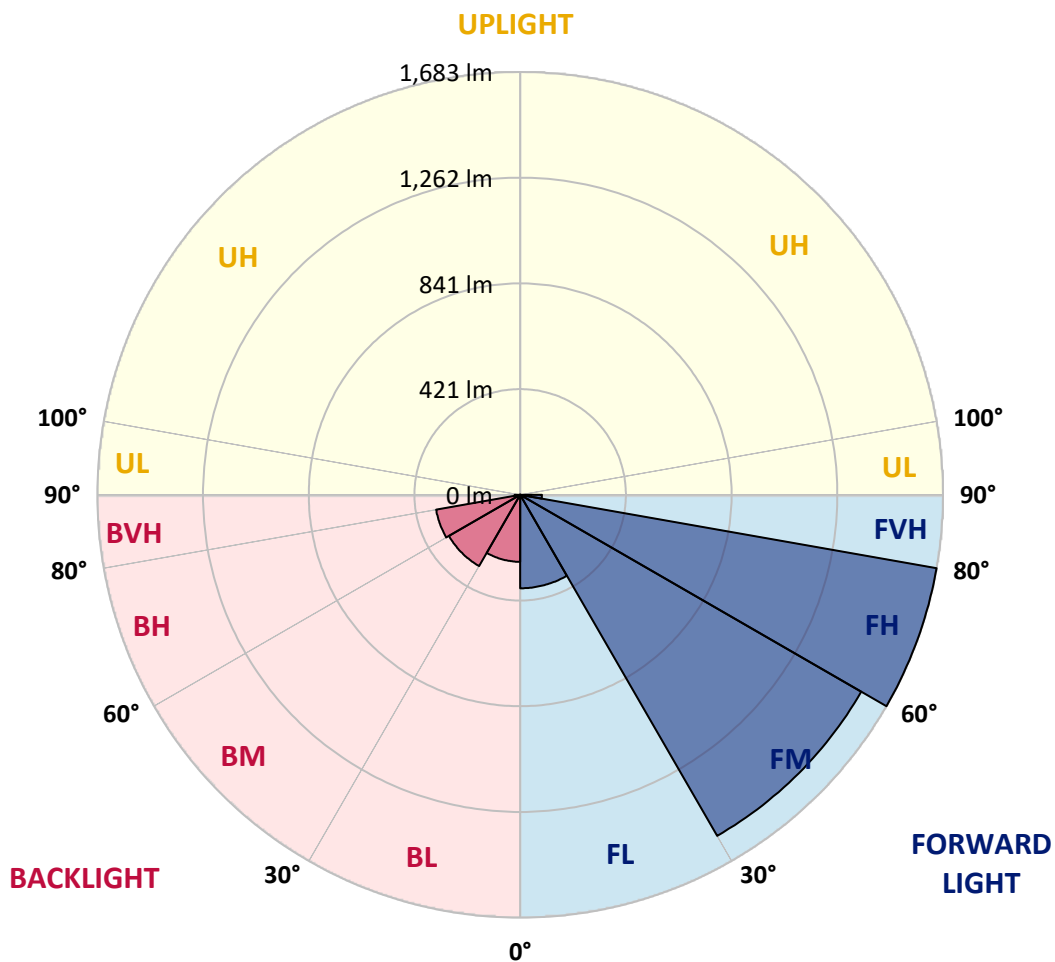
CATALOG NUMBER: ENC-SA1D-727-U-SL2

LUMINAIRE CLASSIFICATION SYSTEM LUMEN TABLE AND BUG RATING:

Zone		Lumens	% Fixture	Zone Rating/Lumen Limit		
				B	U	G
FL	(0°-30°)	371.9	8.0			
FM	(30°-60°)	1567.2	33.6			
FH	(60°-80°)	1682.6	36.1			G1/1800
FVH	(80°-90°)	86.8	1.9			G1/100
BL	(0°-30°)	266.6	5.7	B1/500		
BM	(30°-60°)	327.4	7.0	B1/1000		
BH	(60°-80°)	339.5	7.3	B1/500		G1/500
BVH	(80°-90°)	22.0	0.5			G1/100
UL	(90°-100°)	0.0	0.0		U0/0	
UH	(100°-180°)	0.0	0.0		U0/0	

BUG Rating: B1-U0-G1

Type III Medium





REPORT NUMBER: P401432

CATALOG NUMBER: ENC-SA1D-727-U-SL2

CANDELA DISTRIBUTION (FULL):

	0°	5°	15°	25°	35°	45°	55°	65°	67°	75°	85°
0°	1063.5	1063.5	1063.5	1063.5	1063.5	1063.5	1063.5	1063.5	1063.5	1063.5	1063.5
2.5°	1003.1	1007.8	1008.5	1017.9	1021.2	1032.0	1038.0	1048.1	1049.4	1055.5	1059.5
5°	938.0	938.6	942.7	950.7	963.5	982.9	997.7	1022.6	1027.3	1044.7	1060.2
7.5°	879.5	882.9	889.6	901.7	916.5	939.3	962.1	996.4	1003.1	1031.3	1060.8
10°	839.9	843.3	848.7	862.1	876.9	902.4	929.9	969.5	976.9	1015.8	1058.8
12.5°	808.4	811.7	815.8	830.5	846.6	872.2	900.4	944.7	952.1	997.0	1054.1
15°	787.6	788.2	793.6	805.7	823.8	848.7	876.9	922.5	931.2	982.3	1052.8
17.5°	774.8	776.2	780.9	790.3	806.4	830.5	858.1	904.4	914.5	970.2	1053.4
20°	775.5	776.8	779.5	782.9	794.3	815.1	844.0	891.0	901.0	962.8	1058.1
22.5°	789.6	790.3	790.9	786.2	790.3	805.0	833.2	881.6	892.3	959.4	1063.5
25°	816.4	816.4	815.1	804.4	795.6	801.7	827.2	878.2	888.9	956.8	1068.9
27.5°	853.4	856.0	849.3	836.6	816.4	806.4	825.8	875.5	886.3	956.8	1071.6
30°	903.7	905.1	902.4	885.6	852.7	825.2	829.9	873.5	884.2	955.4	1072.2
32.5°	954.7	958.8	962.1	947.4	907.7	858.7	846.0	876.2	885.6	954.7	1070.2
35°	1006.4	1009.1	1025.2	1022.6	979.6	909.1	872.2	886.9	895.0	958.1	1071.6
37.5°	1050.8	1056.8	1080.3	1098.4	1064.9	977.6	917.1	910.4	915.1	974.9	1079.0
40°	1098.4	1107.2	1142.1	1176.3	1161.5	1063.5	980.9	952.7	951.4	1005.8	1097.1
42.5°	1152.1	1162.2	1207.2	1256.9	1261.6	1173.0	1066.2	1012.5	1011.1	1058.8	1136.7
45°	1215.3	1224.7	1285.8	1344.8	1373.7	1295.2	1170.9	1097.1	1097.8	1132.7	1199.8
47.5°	1293.1	1307.9	1367.0	1442.2	1493.9	1432.8	1297.8	1215.3	1209.9	1244.1	1303.2
50°	1402.6	1414.7	1463.7	1536.9	1627.5	1599.3	1457.6	1357.6	1353.6	1369.7	1441.5
52.5°	1517.4	1521.4	1544.9	1620.8	1773.2	1801.4	1654.4	1534.2	1518.7	1527.5	1613.4
55°	1524.1	1532.8	1548.3	1644.3	1904.1	2043.8	1871.2	1742.3	1722.2	1716.1	1808.8
57.5°	1384.5	1398.6	1418.7	1542.9	1909.5	2323.8	2179.4	1985.4	1949.1	1918.9	2017.6
60°	1088.4	1106.5	1143.4	1295.8	1773.2	2483.6	2693.7	2258.0	2225.7	2123.0	2221.7
62.5°	786.9	794.3	829.9	898.3	1407.3	2493.0	3229.5	2613.8	2533.9	2321.7	2397.6
65°	633.8	645.9	656.6	656.0	833.2	2211.0	3585.3	3246.9	3005.9	2544.0	2591.0
67.5°	522.4	526.4	552.6	598.2	566.7	1365.7	3620.9	4172.2	3927.8	2843.4	2820.6
70°	436.4	437.8	463.9	545.9	542.5	705.0	3036.1	4704.6	4645.5	3334.9	3179.8
71°	382.0	393.4	422.3	528.4	539.8	602.3	2579.6	4732.8	4762.3	3527.6	3235.5
72.5°	300.8	300.8	341.7	484.8	544.5	555.9	1900.8	4579.0	4664.3	3746.5	3138.8
75°	176.6	175.2	197.4	337.7	556.6	553.9	1038.0	3805.6	3978.1	3786.1	2905.2
77.5°	99.4	101.4	113.5	188.0	441.8	531.8	596.2	2770.9	2974.4	3167.0	2456.7
80°	45.7	48.3	57.1	91.3	260.5	459.2	425.7	1799.4	1876.6	1903.5	1160.9
82.5°	12.1	13.4	17.5	34.9	100.7	312.9	314.9	753.3	778.2	449.8	249.1
85°	0.0	0.0	0.0	0.0	1.3	38.3	89.3	135.6	112.8	59.8	51.0
87.5°	0.0	0.0	0.0	0.0	0.0	1.3	2.0	2.7	2.7	2.7	3.4
90°	0.0	0.0	0.0	0.0	0.0	0.0	0.0	0.0	0.0	0.0	0.0



REPORT NUMBER: P401432

CATALOG NUMBER: ENC-SA1D-727-U-SL2

CANDELA DISTRIBUTION (continued):

	90°	95°	105°	115°	125°	135°	145°	155°	165°	175°	180°
0°	1063.5	1063.5	1063.5	1063.5	1063.5	1063.5	1063.5	1063.5	1063.5	1063.5	1063.5
2.5°	1062.8	1065.5	1070.2	1069.6	1068.2	1060.2	1064.9	1060.2	1059.5	1057.5	1058.1
5°	1065.5	1069.6	1072.2	1066.2	1056.1	1038.7	1032.6	1017.2	1007.1	1001.7	999.1
7.5°	1069.6	1072.2	1070.9	1054.1	1027.9	995.0	966.8	944.7	921.2	917.1	915.8
10°	1069.6	1072.2	1061.5	1029.3	984.3	932.6	889.6	853.4	817.1	803.7	805.7
12.5°	1066.9	1068.2	1043.4	991.7	926.5	856.0	795.6	735.9	689.5	661.3	656.0
15°	1064.9	1062.8	1019.2	944.7	858.1	770.8	679.5	598.9	543.8	506.9	502.2
17.5°	1064.9	1057.5	990.3	891.0	783.5	663.4	542.5	455.2	394.1	372.6	372.0
20°	1066.2	1050.1	959.4	835.2	690.9	535.8	404.9	330.3	307.5	304.1	304.8
22.5°	1067.5	1040.0	925.9	772.1	587.5	399.5	289.4	262.5	264.5	272.6	271.9
25°	1066.2	1026.6	886.3	701.6	474.7	288.0	233.7	226.9	239.0	248.4	251.1
27.5°	1062.8	1009.1	844.0	617.7	361.9	226.9	204.1	203.4	215.5	224.3	223.6
30°	1052.8	988.3	795.0	529.1	261.2	193.4	184.0	186.0	194.0	202.1	202.1
32.5°	1042.0	964.8	743.3	432.4	200.8	175.2	171.9	172.6	177.9	184.0	183.3
35°	1030.6	942.0	690.2	331.7	175.9	164.5	163.2	162.5	164.5	165.8	165.8
37.5°	1023.9	921.8	631.8	249.8	162.5	157.8	155.1	152.4	151.7	150.4	149.1
40°	1026.6	908.4	575.4	193.4	154.4	150.4	146.4	142.3	139.7	138.3	137.6
42.5°	1045.4	904.4	513.0	166.5	147.0	143.7	138.3	131.6	128.9	128.9	128.2
45°	1089.0	916.5	454.5	153.1	140.3	136.3	127.6	122.9	120.9	121.5	121.5
47.5°	1157.5	950.7	402.2	146.4	135.6	129.6	119.5	114.8	113.5	114.1	114.1
50°	1260.2	1015.2	348.5	140.3	130.3	122.2	113.5	108.1	106.1	106.1	106.1
52.5°	1410.6	1121.3	309.5	136.3	125.6	116.2	107.4	101.4	98.7	98.7	98.0
55°	1593.9	1259.6	294.7	133.6	119.5	110.8	101.4	95.3	91.3	90.0	90.6
57.5°	1794.7	1438.8	316.2	132.9	112.8	104.7	95.3	88.0	83.9	83.3	82.6
60°	2001.5	1616.8	378.0	129.6	107.4	97.4	88.6	81.9	77.9	76.5	75.9
62.5°	2180.1	1794.0	480.1	126.9	103.4	90.6	81.2	75.2	71.8	69.8	69.8
65°	2395.6	1997.4	635.8	130.3	101.4	83.9	74.5	69.2	66.5	64.5	64.5
67.5°	2689.7	2298.9	754.0	146.4	106.1	78.6	67.1	63.1	61.1	59.8	59.8
70°	2979.1	2468.1	524.4	171.9	118.2	73.9	60.4	57.7	56.4	55.1	55.1
71°	2975.0	2377.5	394.1	177.9	122.2	72.5	57.7	55.7	54.4	53.7	53.0
72.5°	2826.0	2161.3	282.7	172.6	120.2	68.5	54.4	52.4	51.0	51.0	50.4
75°	2534.6	1904.8	220.9	144.4	100.7	61.1	48.3	47.0	45.7	45.0	45.7
77.5°	2076.7	1524.1	173.9	114.1	76.5	50.4	43.0	41.0	40.3	39.6	40.3
80°	954.1	664.0	126.9	88.6	57.1	40.3	36.3	35.6	34.9	34.2	34.2
82.5°	229.6	186.0	67.8	59.1	38.9	30.9	28.9	28.9	28.9	28.2	28.2
85°	50.4	50.4	27.5	27.5	23.5	21.5	22.8	22.8	22.8	21.5	21.5
87.5°	2.7	8.1	8.7	12.8	13.4	12.8	15.4	16.1	15.4	14.8	14.1
90°	0.0	0.0	0.0	0.0	0.0	0.0	0.0	0.0	0.0	0.0	0.0

(END OF REPORT)